
**UNITED STATES
SECURITIES AND EXCHANGE COMMISSION**
WASHINGTON, D.C. 20549

FORM 8-K

CURRENT REPORT
Pursuant to Section 13 or 15(d) of the Securities Exchange Act of 1934

Date of Report (Date of earliest event reported): November 13, 2007

CHENIERE ENERGY, INC.
(Exact name of registrant as specified in its charter)

Delaware
(State or other jurisdiction of incorporation or organization)

1-16383
(Commission File Number)

95-4352386
(I.R.S. Employer Identification No.)

**700 Milam Street
Suite 800
Houston, Texas**
(Address of principal executive offices)

77002
(Zip Code)

Registrant's telephone number, including area code: **(713) 375-5000**

Check the appropriate box below if the Form 8-K filing is intended to simultaneously satisfy the filing obligation of the registrant under any of the following provisions (see General Instruction A.2. below):

- Written communications pursuant to Rule 425 under the Securities Act (17 CFR 230.425)
 - Soliciting material pursuant to Rule 14a-12 under the Exchange Act (17 CFR 240.14a-12)
 - Pre-commencement communications pursuant to Rule 13e-4(c) under the Exchange Act (17 CFR 240.14d-2(b))
 - Pre-commencement communications pursuant to Rule 13e-4(c) under the Exchange Act (17 CFR 240.13e-4(c))
-
-

Item 7.01. Regulation FD Disclosure.

On November 13, 2007, Cheniere Energy, Inc. (the "Company") revised its corporate presentation. The revised presentation is attached as Exhibit 99.1 to this report and is incorporated by reference into this Item 7.01.

The information included in this Item 7.01 of Current Report on Form 8-K, including the attached Exhibit 99.1, shall not be deemed "filed" for purposes of Section 18 of the Securities Exchange Act of 1934, as amended (the "Exchange Act"), or incorporated by reference in any filing under the Securities Act of 1933, as amended, or the Exchange Act, except as shall be expressly set forth by specific reference in such filing.

Item 9.01 Financial Statements and Exhibits.

d) Exhibits

<u>Exhibit Number</u>	<u>Description</u>
99.1	Corporate presentation, dated November 13, 2007.

SIGNATURES

Pursuant to the requirements of the Securities Exchange Act of 1934, the registrant has duly caused this report to be signed on its behalf by the undersigned hereunto duly authorized.

CHENIERE ENERGY, INC.

Date: November 13, 2007

By: /s/ Don A. Turkleson
Name: Don A. Turkleson
Title: Senior Vice President and Chief Financial Officer

EXHIBIT INDEX

<u>Exhibit Number</u>	<u>Description</u>
99.1	Corporate presentation, dated November 13, 2007.*

*Filed herewith

CHENIERE ENERGY, INC.



* Sabine Pass LNG, L.P.
Cheniere Energy Partners, L.P.
Cheniere Energy, Inc. 91%



*Corpus Christi LNG, LLC
Cheniere Energy, Inc. 100%



*Creole Trail LNG, L.P.
Cheniere Energy, Inc. 100%



*Freeport LNG Development, L.P.
Cheniere Energy, Inc. 30%

Corporate Presentation November 2007



*Artist's Rendition

CHENIERE

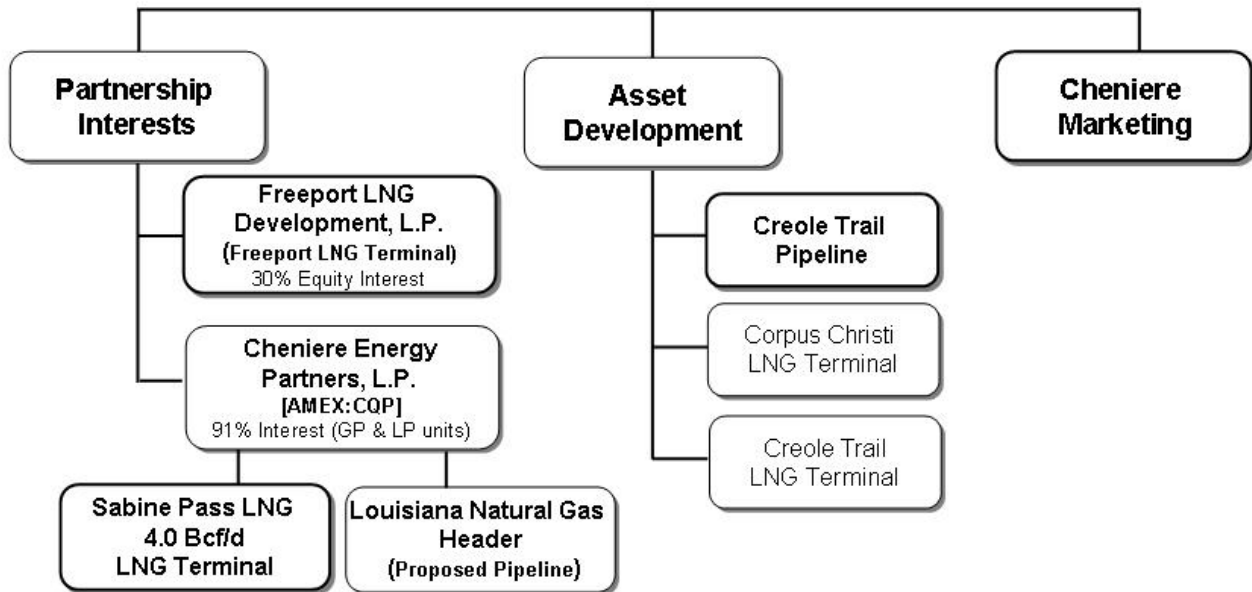

Safe Harbor Act

This presentation contains certain statements that are, or may be deemed to be, "forward-looking statements" within the meaning of Section 27A of the Securities Act and Section 21E of the Securities Exchange Act of 1934, as amended, or the Exchange Act. All statements, other than statements of historical facts, included herein are "forward-looking statements." Included among "forward-looking statements" are, among other things:

- statements that we expect to commence or complete construction of each or any of our proposed liquefied natural gas, or LNG, receiving terminals by certain dates, or at all;
- statements that we expect to receive authorization from the Federal Energy Regulatory Commission, or FERC, to construct and operate proposed LNG receiving terminals by a certain date, or at all;
- statements regarding future levels of domestic natural gas production and consumption, or the future level of LNG imports into North America, or regarding projected future capacity of liquefaction or regasification, liquefaction utilization or total monthly LNG trade facilities worldwide, regardless of the source of such information
- statements regarding any financing transactions or arrangements, whether on the part of Cheniere or at the project level;
- statements relating to the construction of our proposed LNG receiving terminals, including statements concerning estimated costs, and the engagement of any EPC contractor;
- statements regarding any Terminal Use Agreement, or TUA, or other commercial arrangements presently contracted, optioned, marketed or potential arrangements to be performed substantially in the future, including any cash distributions and revenues anticipated to be received; statements regarding the commercial terms and potential revenues from activities described in this presentation;
- statements regarding the commercial terms or potential revenue from any arrangements which may arise from the marketing of uncommitted capacity from any of the terminals, including the Creole Trail and Corpus Christi terminals which do not currently have contractual commitments;
- statements regarding the commercial terms or potential revenue from any arrangement relating to the proposed contracting for excess or expansion capacity for the Sabine Pass LNG Terminal or the Indexed Purchase Agreement ("IPA") or LNG spot purchase examples described in this presentation;
- statements that our proposed LNG receiving terminals, when completed, will have certain characteristics, including amounts of regasification and storage capacities, a number of storage tanks and docks and pipeline interconnections;
- statements regarding Cheniere and Cheniere Marketing forecasts, and any potential revenues and capital expenditures which may be derived from any of Cheniere business groups;
- statements regarding Cheniere Pipeline Company, and the capital expenditures and potential revenues related to this business group; statements regarding our proposed LNG receiving terminals' access to existing pipelines, and their ability to obtain transportation capacity on existing pipelines; statements regarding the Louisiana Natural Gas Header, and its potential business opportunities
- statements regarding possible expansions of the currently projected size of any of our proposed LNG receiving terminals;
- statements regarding the payment by Cheniere Energy Partners, L.P. of cash distributions;
- statements regarding our business strategy, our business plan or any other plans, forecasts, examples, models, or objectives; any or all of which are subject to change;
- statements regarding estimated corporate overhead expenses; and
- any other statements that relate to non-historical information.

These forward-looking statements are often identified by the use of terms and phrases such as "achieve," "anticipate," "believe," "estimate," "example," "expect," "forecast," "opportunities," "plan," "potential," "project," "propose," "subject to," and similar terms and phrases. Although we believe that the expectations reflected in these forward-looking statements are reasonable, they do involve assumptions, risks and uncertainties, and these expectations may prove to be incorrect. You should not place undue reliance on these forward-looking statements, which speak only as of the date of this presentation. Our actual results could differ materially from those anticipated in these forward-looking statements as a result of a variety of factors, including those discussed in "Risk Factors" in the Cheniere Energy, Inc. Annual Report on Form 10-K for the year ended December 31, 2006, which are incorporated by reference into this presentation. All forward-looking statements attributable to us or persons acting on our behalf are expressly qualified in their entirety by these "Risk Factors". These forward-looking statements are made as of the date of this presentation, and we undertake no obligation to publicly update or revise any forward-looking statements.

Value Drivers



Freeport LNG Development, L.P.

Cheniere Energy, Inc. 30%



Sold – Terminal Use Agreement (TUA)	Capacity	Est. Annual Distribution to Cheniere Energy, Inc.*
Conoco Dow	1.0 Bcf/d 0.5 Bcf/d	~ \$15 MM

* Expect to begin cash distributions in 3rd quarter 2008



Cheniere Energy Partners, L.P. (AMEX: CQP) Sabine Pass LNG, L.P. Cheniere Energy, Inc. 91%



Sold – Terminal Use Agreement (TUA)	Capacity	2010 Full-Year Revenue (\$MM)
Total, S.A.	1.0 Bcf/d	~ \$126
Chevron	1.0 Bcf/d	~ \$130
Cheniere Marketing	2.0 Bcf/d	~ \$256
Estimated Annual Distribution from CQP to Cheniere Energy, Inc.		
2010	~ \$254 MM	

Sabine Pass Terminal Update November 2007



Cheniere Energy Partners Growth Projects

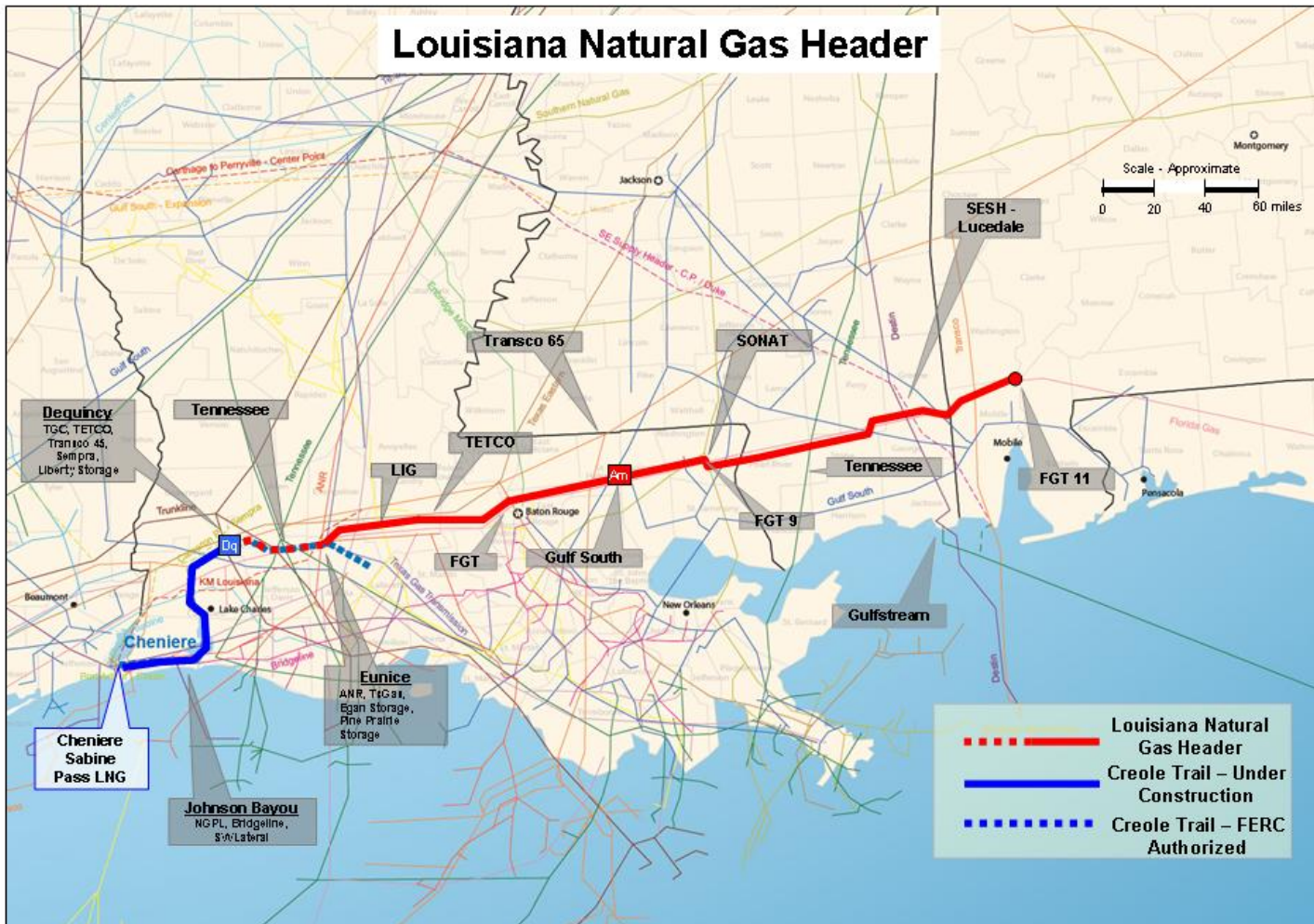
- **Fuel Efficiency Projects at Sabine Pass LNG**
 - Waste Heat Recovery and Ambient Air Vaporizers (AAV)
 - More economical process to reheat LNG, replaces SCVs
 - Developed over next few years, expected in-service 2010 – 2011
 - Funding from excess cash and financing
- **Louisiana Natural Gas Header**
 - Proposed pipeline extending from Louisiana to Alabama

Louisiana Natural Gas Header

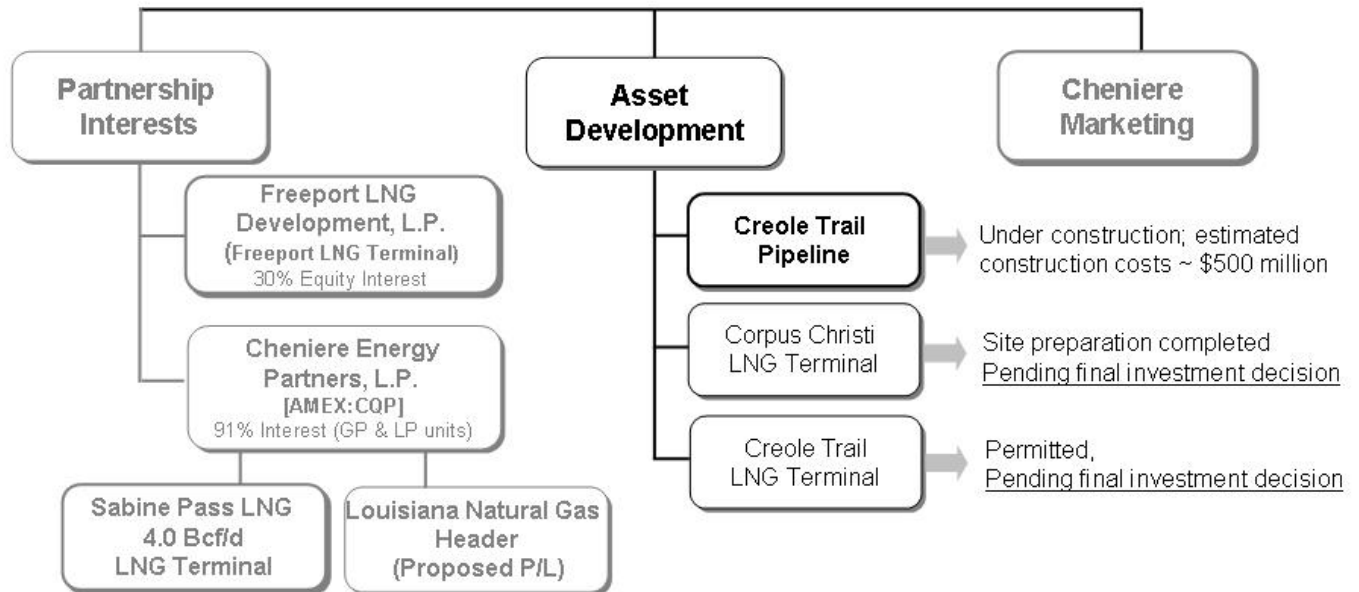
Proposed Pipeline

- After construction completion it will provide supply diversity
 - Access to new and existing LNG gas supply in and around Louisiana; nearly 10 Bcf/d regas capacity by 2010
 - Access to traditional offshore, onshore and recently developed unconventional supply
- Connect to growing Southeast demand markets
 - Natural gas demand expected to increase driven by electric generation
 - Incremental natural gas necessary to satisfy new electric generation in Florida alone is estimated at 1Bcf/d
- ~330-mile long proposed interstate pipeline system comprised of both 42-inch and 36-inch diameter pipeline
- Expected in-service date as early as mid 2010
- Non-binding open season held from November 15 to January 15 to gauge prospective shipper interest

Louisiana Natural Gas Header



Value Drivers



Potential Pipeline Interconnects:

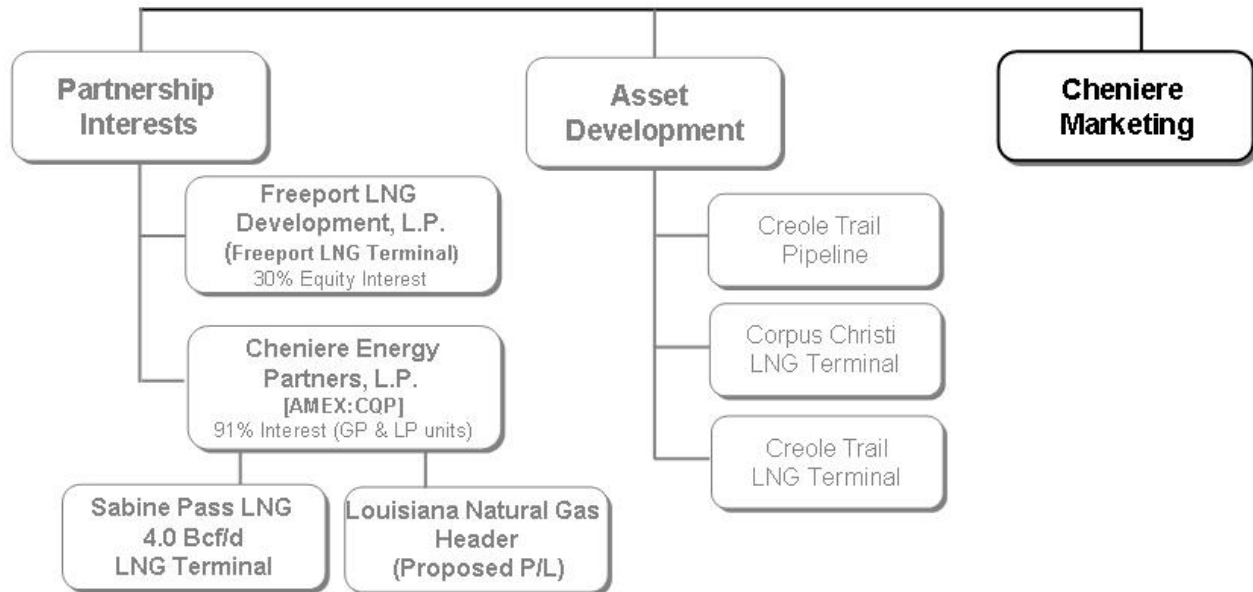
- Gulf Coast Markets
- Northeast Markets
- Southeast Markets
- Midwest / Great Lakes Markets
- ▲ Connects with Henry Hub

- Creole Trail – MP 58*
- - - Creole Trail – Phase II

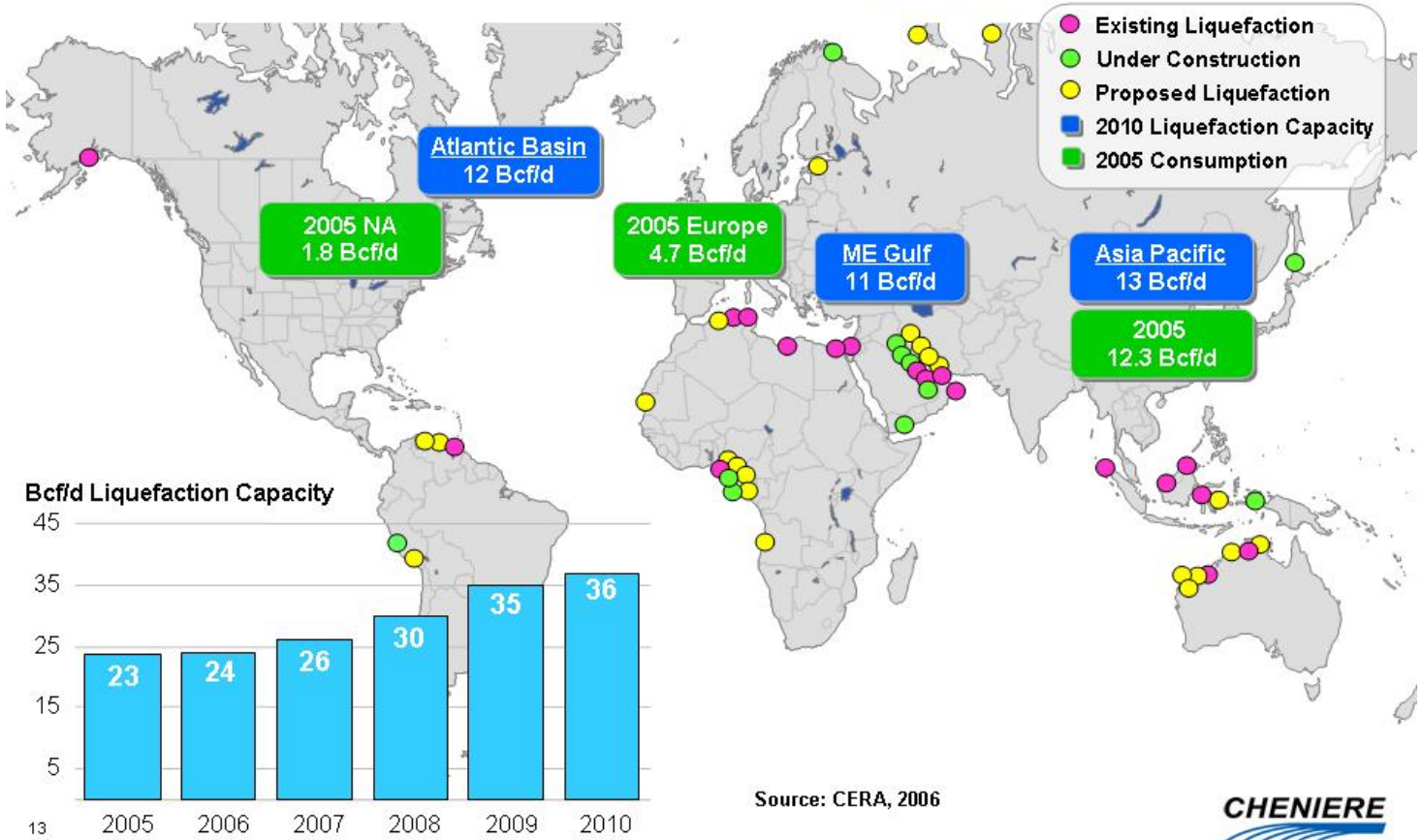
Creole Trail Pipeline*



Value Drivers

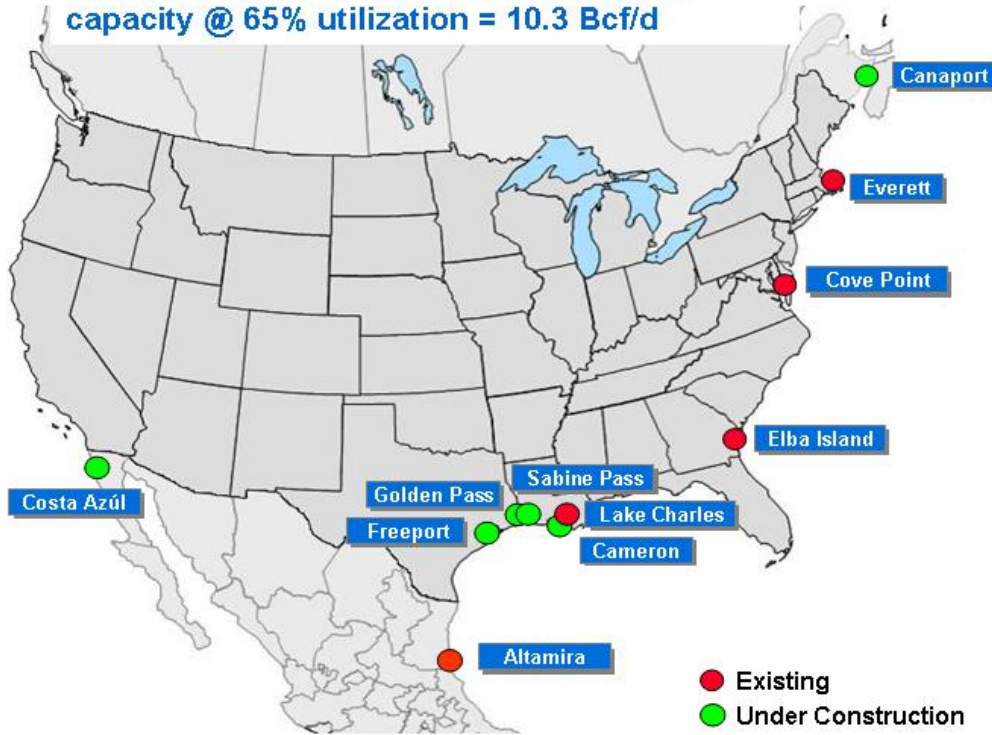


New Liquefaction Competes for Market Share



North America Onshore Regasification Capacity By 2010

15.8 Bcf/d North American Atlantic Basin capacity @ 65% utilization = 10.3 Bcf/d



Terminal Capacity Holder	Baseload Sendout (MMcf/d)
Canaport Irving, Repsol	1,000
Everett - Suez	700
Cove Point BP, Statoil, Shell	1,800
Elba Island BG, Marathon, Shell	800
Lake Charles - BG	1,800
Freeport ConocoPhillips, Dow	1,500
Sabine Pass Total, Chevron, Cheniere	4,000
Cameron Sempra, ENI	1,500
Golden Pass ExxonMobil, ConocoPhillips, QP	2,000
Altamira Shell, Total	700
Costa Azul Shell, Sempra	1,000
Total	16,800

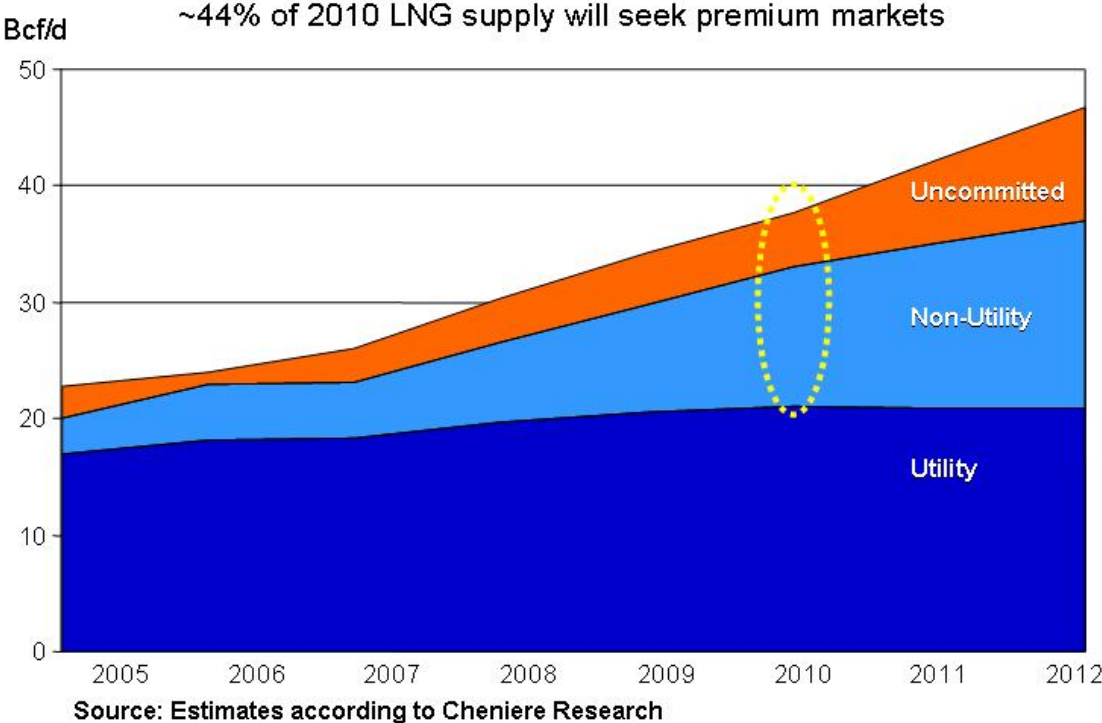
Constraint is not Regasification but Natural Gas Consumption

- Regasification is built for peak utilization because of seasonal variations

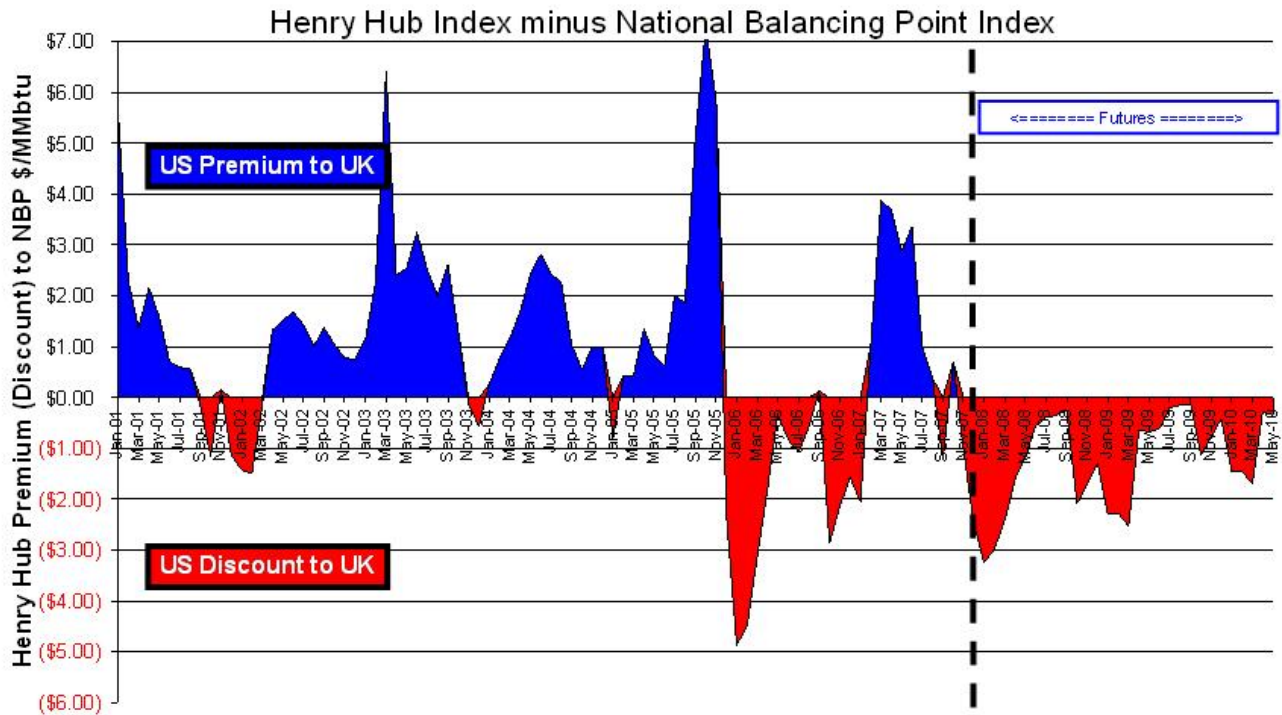
	2000		2007		2010	
	LNG Consumption	Regas Capacity	LNG Consumption	Regas Capacity	LNG Consumption	Regas Capacity
Asia	9.8	27.5	13.9	34.7	~ 16	34.7
Europe	3.3	4.9	4.8	9.6	~ 6	18.4
North America	0.7	1.5	2.8	5.9	~ 10	18.8

Source: GIIGNL; Waterborne LNG, Cheniere Research

Contractual Trends Away from Utilities



NYMEX vs. NBP – November 2, 2007



Historical Data
Futures as of 11/02/07

Cheniere Marketing Strategy

Term Contracts: Indexed Purchase Agreements (IPA)

- 1 Bcf/d by 2010
 - 12 Bcf/d of undecided gas globally
- 86% of Henry Hub
94% - 65 cents (GdF transaction)
- Seek to capture portion of redirect rights
 - Estimate 30 cargoes annually

Spot Market:

- 1 Bcf/d portion
- Seek to capture arbitrage value of HH vs NBP
- FOB cargoes
- LNG Gateway: ~ 60 to 100 cargoes annually

Note: The above outlines the current strategy of Cheniere Marketing, which is subject to change.
Please refer to Page 2 of this presentation.

Cheniere Growth Strategy

- Pursue acquisitions for Cheniere Energy Partners, L.P. (AMEX: CQP)
- Continue asset development: terminals and pipelines
- Develop a balanced supply portfolio for Cheniere Marketing between long-term IPA's and LNG Gateway exposure to the spot, option and short-term markets

Condensed Balance Sheet

September 30, 2007
(unaudited, in millions)

	Cheniere Energy Partners, L.P.	Other Cheniere Energy, Inc. (1)	Consolidated Cheniere Energy, Inc.
Unrestricted cash (2)	\$ —	\$ 447	\$ 447
Restricted cash and securities	885	45	930
Property, plant and equipment	1,006	393	1,399
Goodwill and other assets	71	170	241
Total assets	<u>\$ 1,962</u>	<u>\$ 1,055</u>	<u>\$ 3,017</u>
Deferred revenue and other liabilities	\$ 133	\$ 100	\$ 233
Long-term debt	2,032	725	2,757
Minority interest	-	293	293
Equity	<u>(203)</u>	<u>(63)</u>	<u>(266)</u>
	<u>\$ 1,962</u>	<u>\$ 1,055</u>	<u>\$ 3,017</u>

(1) Includes intercompany eliminations.

(2) Includes restricted cash held at CQP for construction of the Sabine Pass regas facility and debt service on notes. The Creole Trail pipeline is being developed at Cheniere Energy, Inc. (LNG) with an estimated cost of \$550 million.