
UNITED STATES
SECURITIES AND EXCHANGE COMMISSION
WASHINGTON, D.C. 20549

FORM 8-K

CURRENT REPORT
Pursuant to Section 13 or 15(d) of the Securities Exchange Act of 1934

Date of Report (Date of earliest event reported): August 20, 2014



CHENIERE ENERGY, INC.

(Exact name of registrant as specified in its charter)

Delaware (State or other jurisdiction of incorporation)	001-16383 (Commission File Number)	95-4352386 (I.R.S. Employer Identification No.)
700 Milam Street, Suite 800 Houston, Texas (Address of principal executive offices)		77002 (Zip Code)

Registrant's telephone number, including area code: **(713) 375-5000**

Check the appropriate box below if the Form 8-K filing is intended to simultaneously satisfy the filing obligation of the registrant under any of the following provisions (see General Instruction A.2. below):

- Written communications pursuant to Rule 425 under the Securities Act (17 CFR 230.425)
 - Soliciting material pursuant to Rule 14a-12 under the Exchange Act (17 CFR 240.14a-12)
 - Pre-commencement communications pursuant to Rule 14d-2(b) under the Exchange Act (17 CFR 240.14d-2(b))
 - Pre-commencement communications pursuant to Rule 13e-4(c) under the Exchange Act (17 CFR 240.13e-4(c))
-
-
-

**Item 7.01. Regulation FD
Disclosure.**

On August 20, 2014, representatives of Cheniere Energy Partners, L.P., a subsidiary of Cheniere Energy, Inc., will attend the Citi MLP/Midstream Infrastructure Conference. A copy of the material to be used in connection with the conference is attached as Exhibit 99.1 to this report and is incorporated by reference into this Item 7.01.

The information included in this Item 7.01 of this Current Report on Form 8-K, including the attached Exhibit 99.1, shall not be deemed "filed" for purposes of Section 18 of the Securities Exchange Act of 1934, as amended (the "Exchange Act"), or incorporated by reference in any filing under the Securities Act of 1933, as amended, or the Exchange Act, except as shall be expressly set forth by specific reference in such filing.

Item 9.01. Financial Statements and Exhibits.

d) Exhibits

<u>Exhibit Number</u>	<u>Description</u>
99.1*	Citi MLP/Midstream Infrastructure Conference Material.

*Furnished herewith

SIGNATURES

Pursuant to the requirements of the Securities Exchange Act of 1934, the registrant has duly caused this report to be signed on its behalf by the undersigned hereunto duly authorized.

Date: August 20, 2014

CHENIERE ENERGY, INC.
By: /s/ Michael J. Wortley
Name: Michael J. Wortley
Title: Senior Vice President and
Chief Financial Officer

EXHIBIT INDEX

Exhibit

<u>Number</u>	<u>Description</u>
99.1*	Citi MLP/Midstream Infrastructure Conference Material.

*Furnished herewith

CHENIERE



**Cheniere Energy Partners, L.P.
2014 Citi MLP/Midstream Infrastructure Conference**

August, 2014

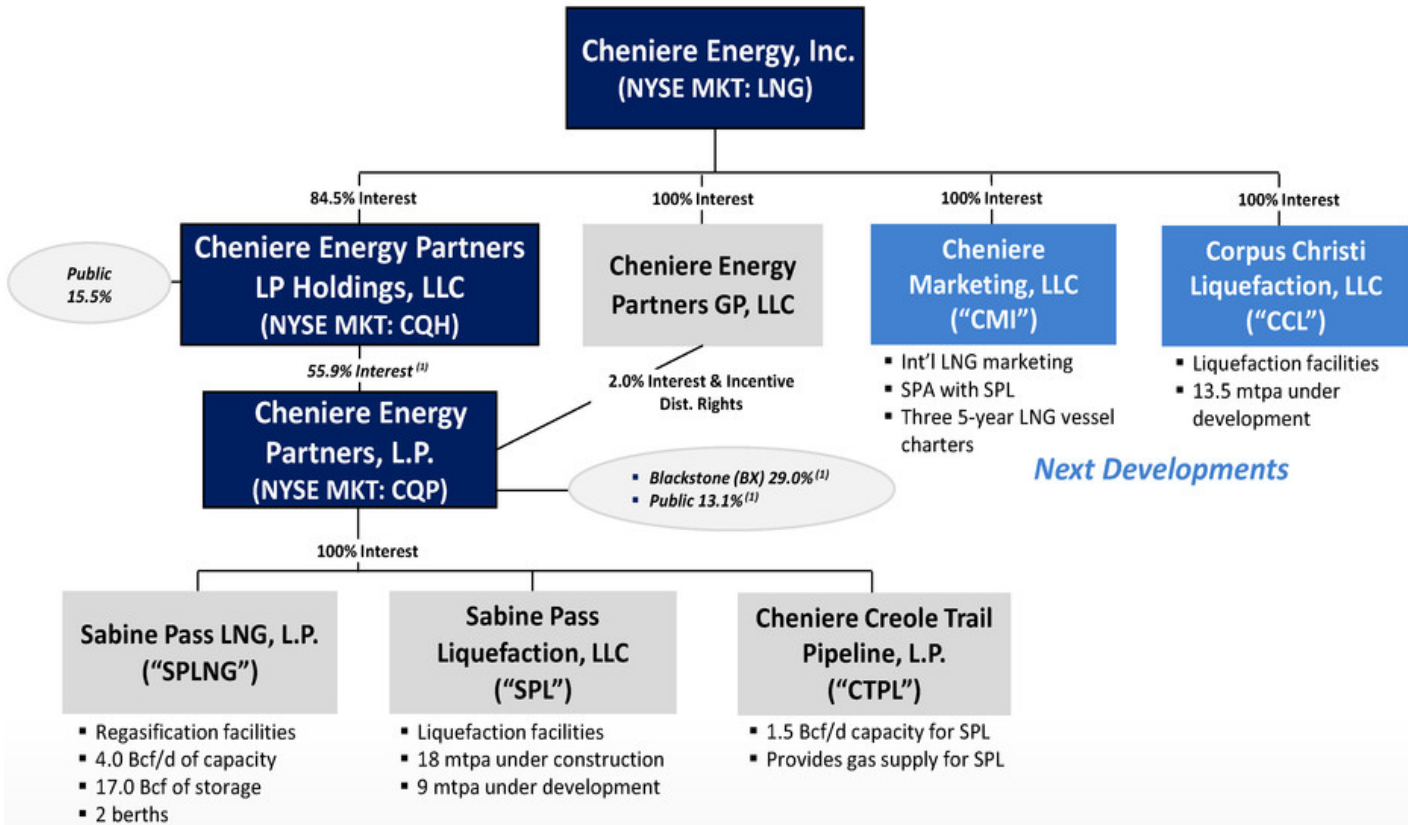
Forward Looking Statements

This presentation contains certain statements that are, or may be deemed to be, “forward-looking statements” within the meaning of Section 27A of the Securities Act of 1933, as amended, and Section 21E of the Securities Exchange Act of 1934, as amended. All statements, other than statements of historical facts, included herein are “forward-looking statements.” Included among “forward-looking statements” are, among other things:

- statements regarding the ability of Cheniere Energy Partners, L.P. to pay distributions to its unitholders or Cheniere Energy Partners LP Holdings, LLC to pay dividends to its shareholders;
- statements regarding Cheniere Energy Inc.’s, Cheniere Energy Partners LP Holdings, LLC’s or Cheniere Energy Partners, L.P.’s expected receipt of cash distributions from their respective subsidiaries;
- statements that Cheniere Energy Partners, L.P. expects to commence or complete construction of its proposed liquefaction facilities, or any expansions thereof, by certain dates or at all;
- statements that Cheniere Energy, Inc. expects to commence or complete construction of its proposed liquefaction facilities or other projects by certain dates or at all;
- statements regarding future levels of domestic and international natural gas production, supply or consumption or future levels of liquefied natural gas (“LNG”) imports into or exports from North America and other countries worldwide, regardless of the source of such information, or the transportation or demand for and prices related to natural gas, LNG or other hydrocarbon products;
- statements regarding any financing transactions or arrangements, or ability to enter into such transactions;
- statements relating to the construction of our natural gas liquefaction trains (“Trains”), or modifications to the Creole Trail Pipeline, including statements concerning the engagement of any engineering, procurement and construction (“EPC”) contractor or other contractor and the anticipated terms and provisions of any agreement with any EPC or other contractor, and anticipated costs related thereto;
- statements regarding any agreement to be entered into or performed substantially in the future, including any revenues anticipated to be received and the anticipated timing thereof, and statements regarding the amounts of total LNG regasification, liquefaction or storage capacities that are, or may become, subject to contracts;
- statements regarding counterparties to our commercial contracts, construction contracts and other contracts;
- statements regarding our planned construction of additional Trains, including the financing of such Trains;
- statements that our Trains, when completed, will have certain characteristics, including amounts of liquefaction capacities;
- statements regarding any business strategy, our strengths, our business and operation plans or any other plans, forecasts, projections or objectives, including anticipated revenues and capital expenditures and EBITDA, any or all of which are subject to change;
- statements regarding projections of revenues, expenses, earnings or losses, working capital or other financial items;
- statements regarding legislative, governmental, regulatory, administrative or other public body actions, approvals, requirements, permits, applications, filings, investigations, proceedings or decisions;
- statements regarding our anticipated LNG and natural gas marketing activities; and
- any other statements that relate to non-historical or future information.

These forward-looking statements are often identified by the use of terms and phrases such as “achieve,” “anticipate,” “believe,” “contemplate,” “develop,” “estimate,” “example,” “expect,” “forecast,” “opportunities,” “plan,” “potential,” “project,” “propose,” “subject to,” “strategy,” and similar terms and phrases, or by use of future tense. Although we believe that the expectations reflected in these forward-looking statements are reasonable, they do involve assumptions, risks and uncertainties, and these expectations may prove to be incorrect. You should not place undue reliance on these forward-looking statements, which speak only as of the date of this presentation. Our actual results could differ materially from those anticipated in these forward-looking statements as a result of a variety of factors, including those discussed in “Risk Factors” in the Cheniere Energy, Inc., Cheniere Energy Partners, L.P. and Cheniere Energy Partners LP Holdings, LLC Annual Reports on Form 10-K filed with the SEC on February 21, 2014, and Quarterly Reports on Form 10-Q filed with the SEC on July 31, 2014, which are incorporated by reference into this presentation. All forward-looking statements attributable to us or persons acting on our behalf are expressly qualified in their entirety by these “Risk Factors”. These forward-looking statements are made as of the date of this presentation, and other than as required under the securities laws, we undertake no obligation to publicly update or revise any forward-looking statements.

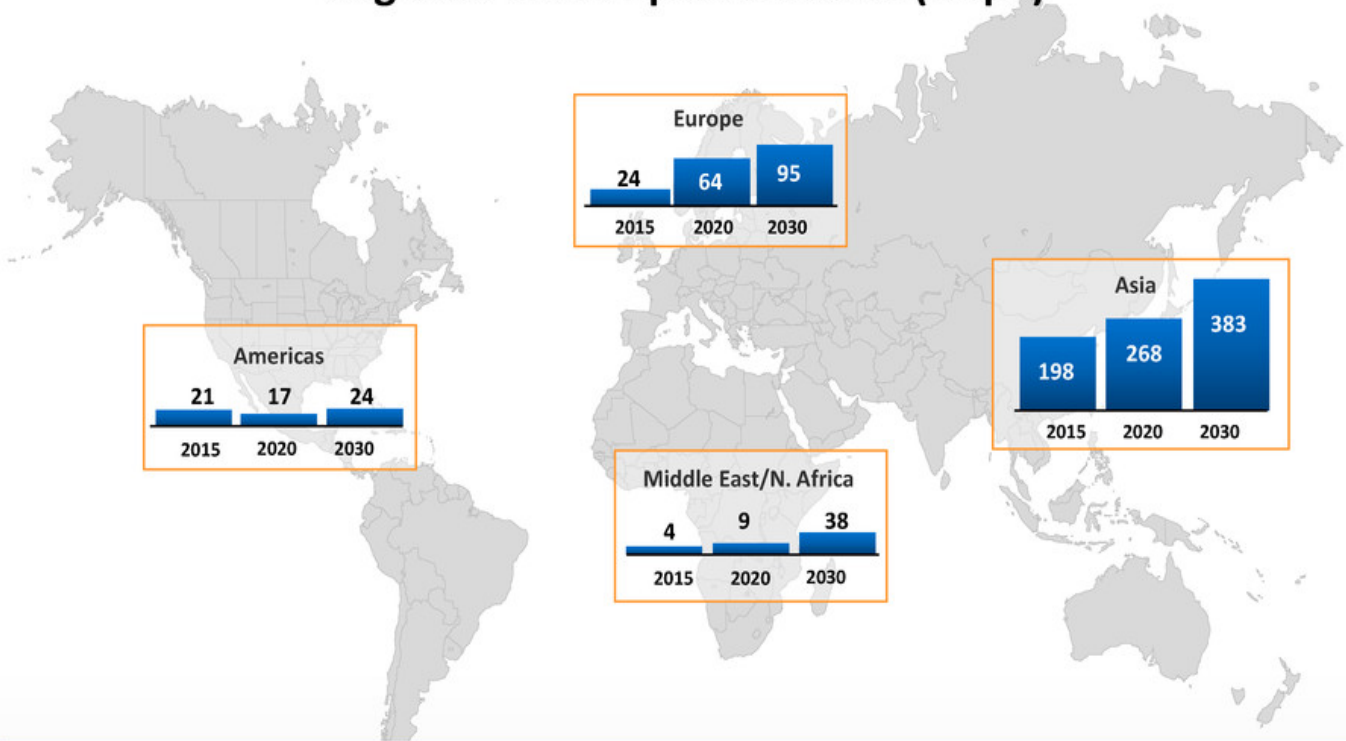
Summary Organizational Structure



(1) Current ownership interest. As Class B units accrete Blackstone will increase its ownership percentage, and the public and CQH will have reduced ownership percentages. See Slide 31.

Projected Global LNG Demand Growth

Regional LNG Import Outlook (mtpa)



Global demand is forecast to grow from 236 mtpa (~32 Bcf/d) in 2012 to 541 mtpa (~72 Bcf/d) in 2030
~4.7% CAGR equivalent to ~17 mtpa average growth per year (~four 4.2 mtpa trains)

Source: Wood Mackenzie

2014 Q2 Data; Base Case Scenario – includes LNG bunkering demand

Cheniere's LNG Export Facilities Offer Attractive Pricing for Global LNG Buyers

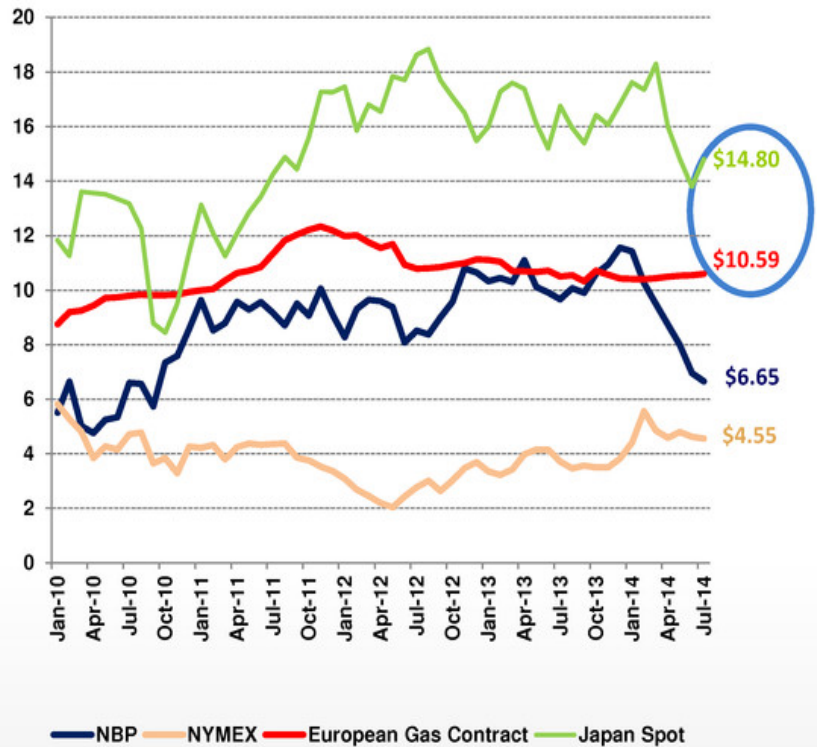
Worldwide LNG Prices = 11% to 15% of Crude Oil

Example Prices

Henry Hub: \$4.00 / MMBtu
Brent Crude: \$100 / Barrel

(\$/MMBtu)	Americas	Europe	Asia
LNG Cost ⁽¹⁾	\$ 4.60	\$ 4.60	\$ 4.60
Liquefaction Fee	3.50	3.50	3.50
Shipping	0.50	1.00	3.00
Delivered Cost	\$ 8.60	\$ 9.10	\$11.10
	@ 15%	@ 12%	@ 15%
LNG Price (% Crude)	15.00	12.00	15.00
Net Difference	\$ 6.40	\$ 2.90	\$ 3.90

\$/MMBtu Regional Natural Gas & LNG Prices July 2014



(1) LNG Cost is calculated as 115% of Henry Hub price.

Source: Pira, Cheniere Research estimates

Japan spot data sourced from METI post March 2014

Cheniere Energy Partners' Liquefaction Projects

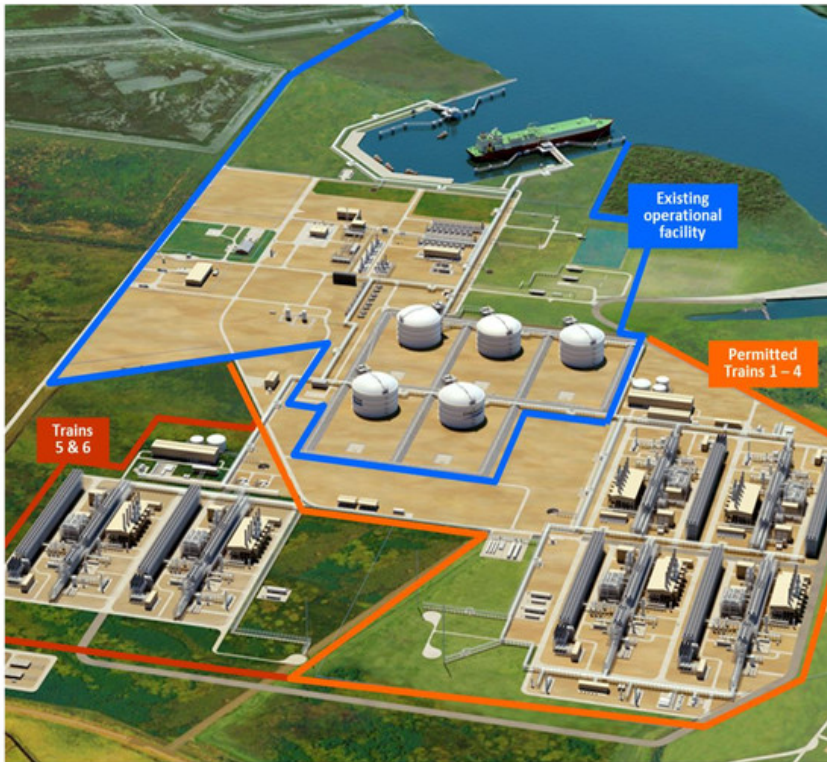
6 Trains, ~\$18B investment, ~27 MTPA LNG Exports (~3.5+ Bcf/d)

	Sabine Pass T1-4	Sabine Pass T5-6
Estimated Cost ⁽¹⁾	\$12B	\$6B
Volume (MTPA)	18.0	9.0
3 rd Party Contracts to date (MTPA)	16.0	3.75
Development Stage	Under Construction	Permitting/ Commercializing
First LNG	2015	2018/19

(1) Includes financing cost estimates

Brownfield LNG Export Project: Sabine Pass Liquefaction

Utilizes Existing Assets, Trains 1-4 Fully Contracted, Under Construction



Current Facility

- ~1,000 acres in Cameron Parish, LA
- 40 ft ship channel 3.7 miles from coast
- 2 berths; 4 dedicated tugs
- 5 LNG storage tanks (~17 Bcf of storage)
- 5.3 Bcf/d of pipeline interconnection

Liquefaction Trains 1 & 2 – Fully Contracted

- Lump Sum Turnkey EPC contract w/ Bechtel
- Total EPC contract price ~\$4.0 billion
- Overall project ~69% complete (as of 6/30/2014)
- Operations estimated late 2015/2016

Liquefaction Trains 3 & 4 – Fully Contracted

- Lump Sum Turnkey EPC contract w/ Bechtel
- Total EPC contract price ~\$3.8 billion
- Construction commenced in May 2013
- Overall project ~36% complete (as of 6/30/2014)
- Operations estimated 2016/2017

Liquefaction Expansion - Trains 5 & 6

- Bechtel commenced preliminary engineering
- Permitting initiated February 2013

Design production capacity is expected to be ~4.5 mtpa per train, using ConocoPhillips' Optimized Cascade® Process

Significant infrastructure in place including storage, marine and pipeline interconnection facilities; pipeline quality natural gas to be sourced from U.S. pipeline network

LNG Sale and Purchase Agreements (SPAs)

Sabine Pass Liquefaction

~20 mtpa “take-or-pay” style commercial agreements
 ~\$2.9B annual fixed fee revenue for 20 years



BG GROUP

BG Gulf Coast LNG



Gas Natural Fenosa



Korea Gas Corporation



GAIL (India) Limited



TOTAL

Total Gas & Power N.A. ⁽⁶⁾



Centrica plc ⁽⁶⁾

	BG Gulf Coast LNG	Gas Natural Fenosa	Korea Gas Corporation	GAIL (India) Limited	Total Gas & Power N.A. ⁽⁶⁾	Centrica plc ⁽⁶⁾
Annual Contract Quantity (MMBtu)	286,500,000 ⁽¹⁾	182,500,000	182,500,000	182,500,000	104,750,000 ⁽¹⁾	91,250,000
Annual Fixed Fees ⁽²⁾	~\$723 MM ⁽³⁾	~\$454 MM	~\$548 MM	~\$548 MM	~\$314 MM	~\$274 MM
Fixed Fees \$/MMBtu ⁽²⁾	\$2.25 - \$3.00	\$2.49	\$3.00	\$3.00	\$3.00	\$3.00
LNG Cost	115% of HH	115% of HH	115% of HH	115% of HH	115% of HH	115% of HH
Term of Contract ⁽⁴⁾	20 years	20 years	20 years	20 years	20 years	20 years
Guarantor	BG Energy Holdings Ltd.	Gas Natural SDG S.A.	N/A	N/A	Total S.A.	N/A
Corporate / Guarantor Credit Rating ⁽⁵⁾	A-/A2/A-	BBB/Baa2/BBB+	A+/A1/AA-	NR/Baa2/BBB-	AA-/Aa1/AA	A-/A3/A-
Fee During Force Majeure	Up to 24 months	Up to 24 months	N/A	N/A	N/A	N/A
Contract Start	Train 1 + additional volumes with Trains 2,3,4	Train 2	Train 3	Train 4	Train 5	Train 5

(1) BG has agreed to purchase 182,500,000 MMBtu, 36,500,000 MMBtu, 34,000,000 MMBtu and 33,500,000 MMBtu of LNG volumes annually upon the commencement of operations of Trains 1, 2, 3 and 4, respectively. Total has agreed to purchase 91,250,000 MMBtu of LNG volumes annually plus 13,400,000 MMBtu of seasonal LNG volumes upon the commencement of Train 5 operations.

(2) A portion of the fee is subject to inflation, approximately 15% for BG Group, 13.6% for Gas Natural Fenosa, 15% for KOGAS and GAIL (India) Ltd and 11.5% for Total and Centrica.

(3) Following commercial in service date of Train 4. BG will provide annual fixed fees of approximately \$520 million during Trains 1-2 operations and an additional \$203 million once Trains 3-4 are operational.

(4) SPAs have a 20 year term with the right to extend up to an additional 10 years. Gas Natural Fenosa has an extension right up to an additional 12 years in certain circumstances.

(5) Ratings are provided by S&P/Moody's/Fitch and subject to change, suspension or withdrawal at anytime and are not a recommendation to buy, hold or sell any security.

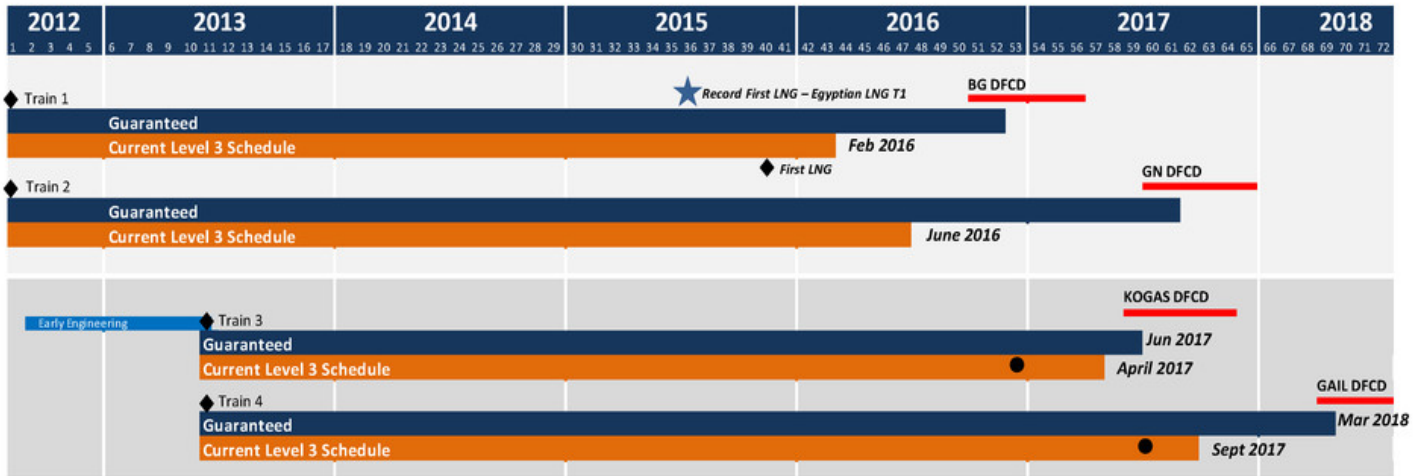
(6) Conditions precedent must be satisfied by June 30, 2015 or either party can terminate. CPs include financing, regulatory approvals and positive final investment decision.

Excess Volumes – Cheniere Marketing SPA

Cheniere Marketing developing platform for international LNG sale opportunities

- SPA with Cheniere Marketing, Inc. (CMI) for all excess LNG produced at Sabine Pass that is not committed to other customers.
 - No volume limitations
 - Not take-or-pay style
- CMI will pay SPL a fixed fee of \$3.00/mmbtu +115% of Henry Hub for all LNG purchased.
- CMI is 100% owned by Cheniere Energy, Inc.
 - International LNG marketing operation
 - Professional staff based in London, Houston and Santiago
 - Developing complementary, high-value markets through small-scale asset investments
 - Scale up for > 5 mtpa including LNG purchases from Cheniere terminals and other places
 - Staffing, systems, and processes are underway and on schedule

SPL Construction Completion Schedules Trains 1-4



● Assumes start date occurs 6 months after previous train

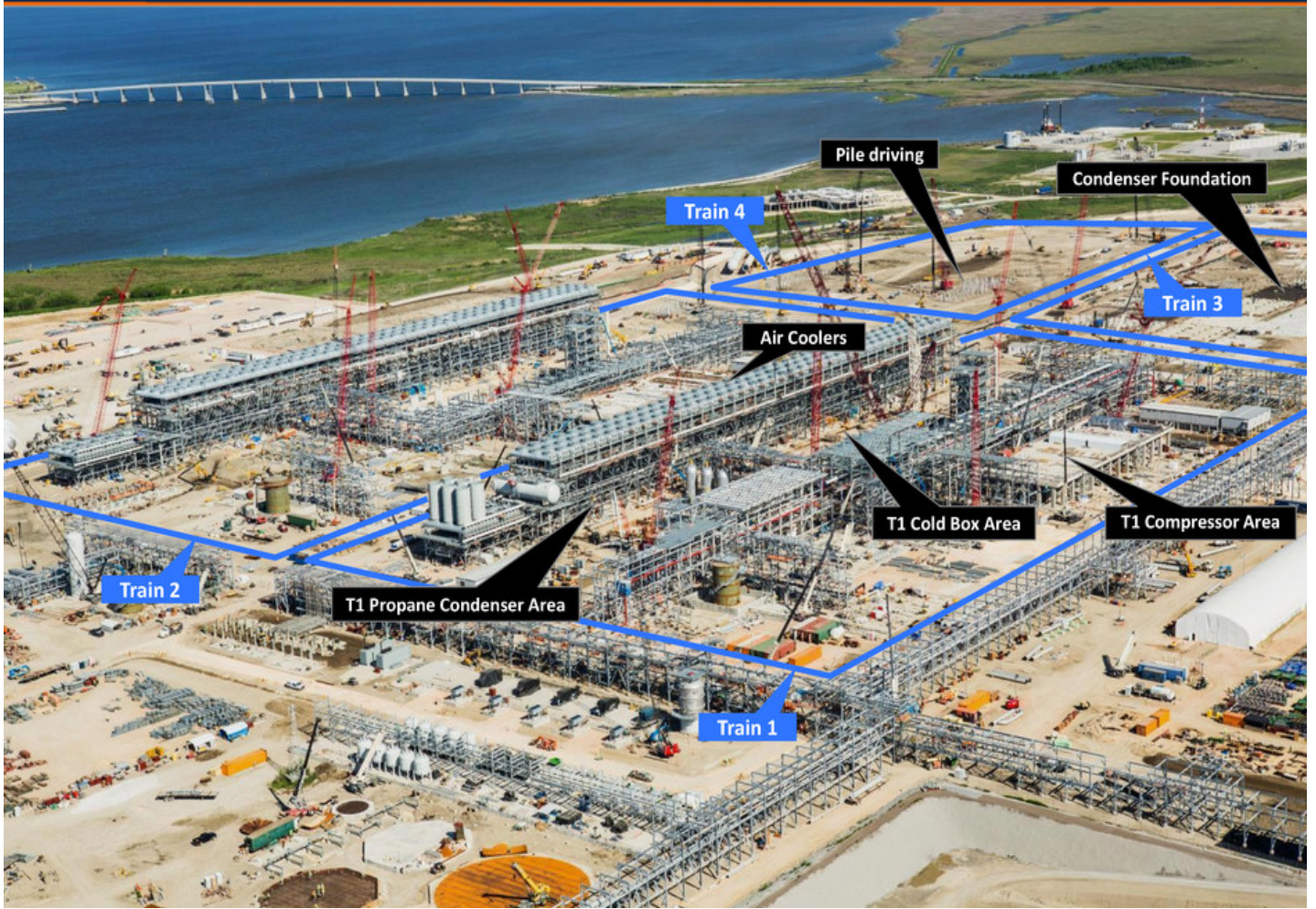
- **Current plan estimates Train 1 operational in 40 months from NTP**
 - Bechtel schedule bonus provides incentive for early delivery
 - Bechtel's record delivery was Egyptian LNG train 1, delivered in 36 months from NTP
- **Notice to Proceed for Trains 3&4 issued to Bechtel in May 2013**
- **Trains expected to come on-line on a 6-9 month staggered basis**

Note: See "Forward Looking Statements" slide.

SPL Construction – June 2014



Aerial View of SPL Construction



FERC & DOE Regulatory Approvals Needed for SPL Trains 5-6

Regulatory approval expected 2014/2015

- **FERC**: Original Scheduling Notice received 5/2014, updated Scheduling Notice pending
- **DOE**: FTA authorization received; Non-FTA authorization pending

FERC Applications Filed for Liquefaction Projects

LNG Export Projects	Pre-filing Date	Application Date	FERC Scheduling Notice Issued	EIS / EA	Scheduled Date for EIS or EA	Rec'd Approval
Sabine Pass Liquefaction T1-4	July 26, 2010	January 31, 2011		EA		✓ 4/16/2012
Corpus Christi Liquefaction	December 13, 2011	August 31, 2012	February 12, 2014	EIS	October 8, 2014	
Freeport LNG	December 23, 2010	August 31, 2012	January 6, 2014	EIS	June 16, 2014	✓ 7/30/2014
Cameron LNG	April 30, 2012	December 10, 2012	November 21, 2013	EIS	April 30, 2014	✓ 6/19/2014
Dominion Cove Point LNG	June 1, 2012	April 1, 2013	March 12, 2014	EA	May 15, 2014	
Jordan Cove Energy	February 29, 2012	May 22, 2013	July 16, 2014	EIS	Feb. 27, 2015	
Oregon LNG	July 3, 2012	June 7, 2013		EIS		
Sabine Pass Liquefaction T5-6	February 27, 2013	September 30, 2013	May 30, 2014	EA		
Excelerate	November 5, 2012	February 6, 2014		EIS		
Southern LNG	December 5, 2012	March 10, 2014		EA		
Lake Charles LNG	March 30, 2012	March 25, 2014		EIS		
Magnolia LNG	March 20, 2013	April 30, 2014		EIS		
Golden Pass LNG	May 16, 2013	July 7, 2014				

- Corpus Christi received FERC scheduling notice on February 12, 2014; FERC approval expected 2014/2015
- SPL received initial FERC scheduling notice on May 30, 2014; revised notice pending; FERC approval expected 2014/2015

Note: National Environmental Policy Act (NEPA) empowers FERC as the lead Federal agency to prepare an Environmental Impact Statement in cooperation with other state and federal agencies

Timeline & Milestones

Milestone	Target Date		
	SPL		SPL
	T1-2	T3-4	T5-6
▪ Initiate permitting process (FERC & DOE)	✓	✓	✓
▪ Commercial agreements	✓	✓	T5 ✓ T6: 2014
▪ EPC contract	✓	✓	2015
▪ Financing commitments	✓	✓	2015
▪ Regulatory approvals	✓	✓	2014/15
▪ Issue Notice to Proceed	✓	✓	2015
▪ Commence operations ⁽¹⁾	2015/16	2016/17	2018/19

(1) Each Train of the respective projects is expected to commence operations approximately six to nine months after the previous train.
 Note: See "Forward Looking Statements" slide.

CHENIERE



Financial Estimates

CQP Forecasted Distributable Cash Flows

CQP estimated distributable cash flows

(\$ in millions)

	Trains 1-4	Trains 1-6
SPLNG distributable cash flow	\$370	\$380
SPL distributable cash flow	1,400	2,260
CTPL distributable cash flow	30	30
CQP expenses	(15)	(15)
Estimated total distributable cash flow	\$1,785	\$2,655
Estimated distributable cash flow to		
General Partner	\$350	\$750
CQH ⁽¹⁾	700	870
Public and BX units	735	1,035
Estimated range of DCF per unit⁽²⁾	\$3.00 - \$3.10	\$3.80 - \$3.90

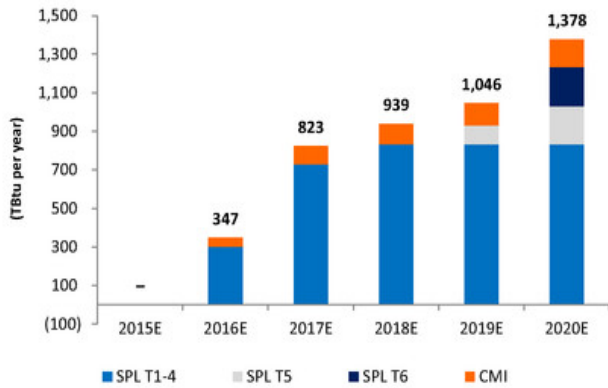
Note: Assumes conversion of all subordinated units and early conversion of Class B units at Trains 2 COD to common units and assumes ~269 million of public and Blackstone common units, ~227 million CQH common units and 2% General Partner interest and IDRs held by Cheniere. Distributable cash flow is a non-GAAP measure, and as such has limitations as an analytical tool and should not be considered in isolation or in lieu of an analysis of our results as reported under GAAP, and should be evaluated only on a supplementary basis.

Estimates represent a summary of internal forecasts, are based on current assumptions and are subject to change. Actual performance may differ materially from, and there is no plan to update, the forecast. See "Forward Looking Statements" slide.

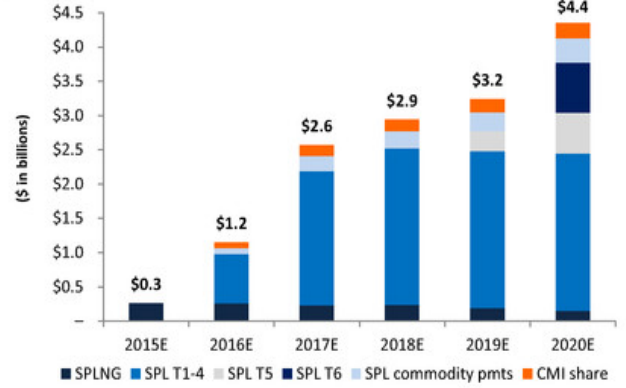
(1) Depending on the number of liquefaction trains at SPL, CQH is expected to become a corporate tax payer after its NOLs are fully exhausted, which is anticipated in either 2019 or 2020, with a ~20-25% effective tax rate on pre-tax cash flow.

CQP Outlook – Visible Future Growth

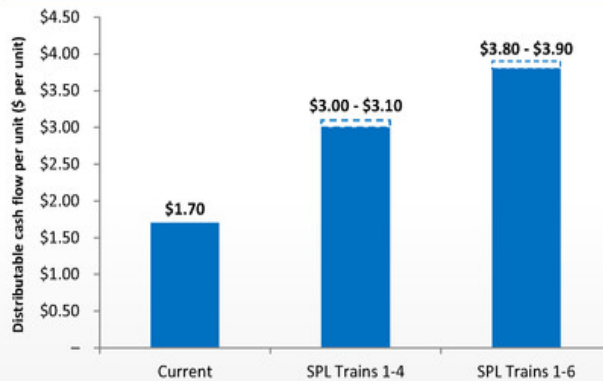
Estimated LNG export volumes



Estimated CQP revenues



Estimated CQP distributable cash flow per unit

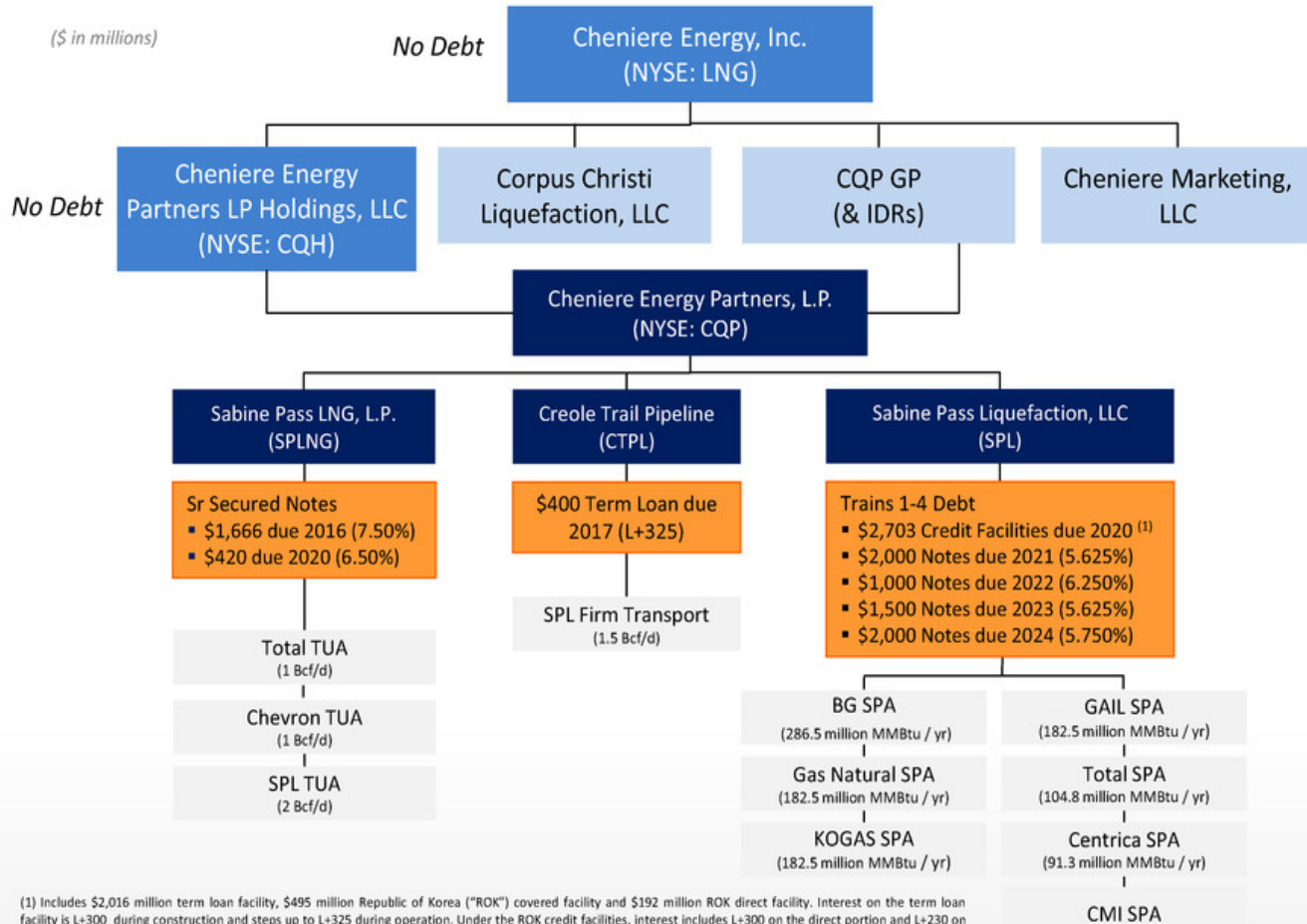


Note: Estimates represent a summary of internal forecasts, are based on current assumptions and are subject to change. Actual performance may differ materially from, and there is no plan to update, the forecast. See "Forward Looking Statements" slide.

Cheniere's Debt Summary

As of July 2014

(\$ in millions)



(1) Includes \$2,016 million term loan facility, \$495 million Republic of Korea ("ROK") covered facility and \$192 million ROK direct facility. Interest on the term loan facility is L+300 during construction and steps up to L+325 during operation. Under the ROK credit facilities, interest includes L+300 on the direct portion and L+230 on the covered portion during construction and operation. In addition, SPL will pay 100 bps for insurance/guarantee premiums on any drawn amounts under the covered tranches. These Credit Facilities mature on the earlier of May 28, 2020 or the second anniversary of Train 4 completion date.





Appendix

Operating Assets

Sabine Pass LNG Terminal





Creole Trail Pipeline



Contracted Capacity at SPLNG

Third Party Terminal Use Agreements (TUAs)

Long-term, 20 year “take-or-pay” style commercial contracts
~\$253MM annual fixed fee revenue

	 TOTAL Total Gas & Power N.A.	 Chevron Chevron U.S.A. Inc.
Capacity	1.0 Bcf/d	1.0 Bcf/d
Fees ⁽¹⁾		
Reservation Fee ⁽²⁾	\$0.28/MMBTU	\$0.28/MMBTU
Opex Fee ⁽³⁾	\$0.04/MMBTU	\$0.04/MMBTU
Full-Year Payments	\$124 million	\$129 million
Term	20 years	20 years
Guarantor	Total S.A.	Chevron Corp.
Guarantor Credit Rating **	Aa1/AA	Aa1/AA
Payment Start Date	April 1, 2009	July 1, 2009

(1) Fees do not vary with the actual quantity of LNG processed; tax reimbursement not included in the fees.

(2) No inflation adjustments.

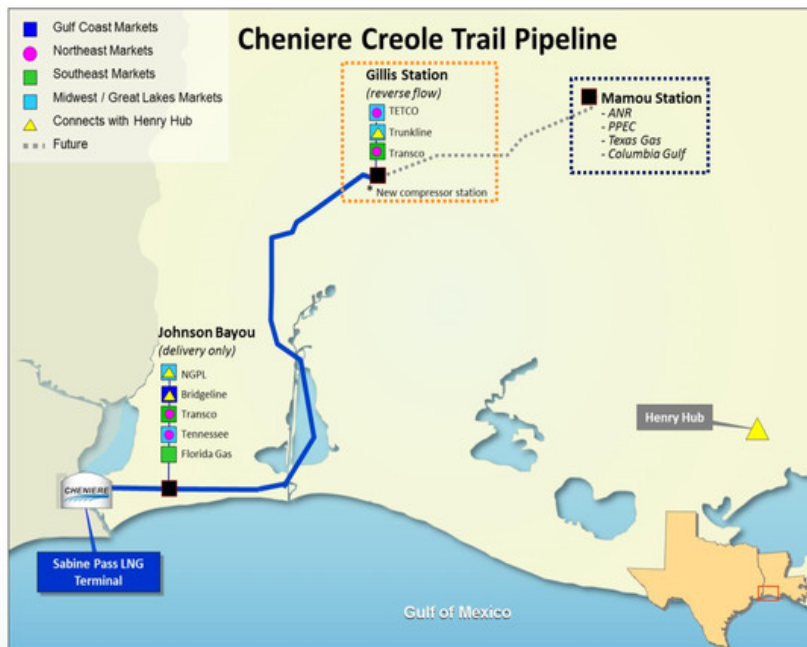
(3) Subject to annual inflation adjustment.

Note: Termination Conditions – (a) force majeure of 18 months or (b) unable to satisfy customer delivery requirements of ~192MMbtu in a 12-month period, 15 cargoes over 90 days or 50 cargoes in a 12-month period. In the case of force majeure, the customers are required to pay their capacity reservation fees for the initial 18 months.

**Ratings may be changed, suspended or withdrawn at anytime and are not a recommendation to buy, hold or sell any security.

Creole Trail Pipeline

- In May 2013, Cheniere Partners acquired CTPL from Cheniere Energy, Inc. for \$480MM, and following the sale CTPL secured a \$400 million senior secured term loan facility
- CTPL is fully contracted with expected annual revenue of ~\$80MM expected to commence with Train 1 operations



Current Facility

- Receipt capacity from SPLNG: 2.0 Bcf/d
- Diameter: 42-inch; Length: 94 miles
- Delivery Points: NGPL, Transco, TGPL, FGT, Bridgeline, Tetco, Trunkline
- No compression

Pipeline Modifications

- Delivery capacity to SPLNG: 1.5 Bcf/d
- Receipt points: TETCO, Trunkline, Transco
- One new compressor station with four new units
- Two new meter stations
- Modify existing meter stations
- Est ~\$100MM capital cost
- Design and procurement near completion (>95%)
- Modifications commenced 4Q2013
- Est in-service: 4Q2014

Modification to reverse flow

Potential expansion for Trains 5&6

LSTK EPC Contract with Bechtel

Minimize Construction Costs and Risks

Why Bechtel?

Proven construction contractor

- Founded in 1898 and headquartered in San Francisco
- Received 35+ industry awards since 2009
- Named the Top US Construction Contractor for the last 15 consecutive years by Engineering News Record

Industry leading experience and results

- Have participated in 23,000 projects in 140 nations and seven continents (average of 200 projects per year)
- Built ConocoPhillips Petroleum Kenai liquefaction plant in 1969

Leading LNG Construction Contractor

- Constructed one third of the world's liquefaction facilities (more than any other contractor)
- Designed and/or constructed LNG facilities using ConocoPhillips' Optimized Cascade® technology in Angola, Australia, Egypt, Equatorial Guinea and Trinidad
- 5 liquefaction projects in the last decade, 4 currently underway all using the ConocoPhillips' Optimized Cascade® Process

Bechtel was the EPC contractor for the regasification project at the Sabine Pass LNG terminal, which was constructed on time and on budget




Sabine Pass
LNG Terminal



Corpus
Christi LNG Terminal

Notable Other Non-LNG Projects



Hoover
Dam



Hong Kong
Int'l Airport



San Francisco
Rapid Transit

Key Competitive and Cost Advantages

- Existing SPLNG infrastructure provides significant cost advantages (jetty, pipeline, control room, ~17 Bcf storage tanks, etc.)
- Economies of scale from building multiple trains
- Easy access to the Gulf Coast labor pool where we have strong labor relations
- Established marine and road access provide easy delivery of materials
- Duplicating Sabine Pass LNG Train Design at Corpus Christi

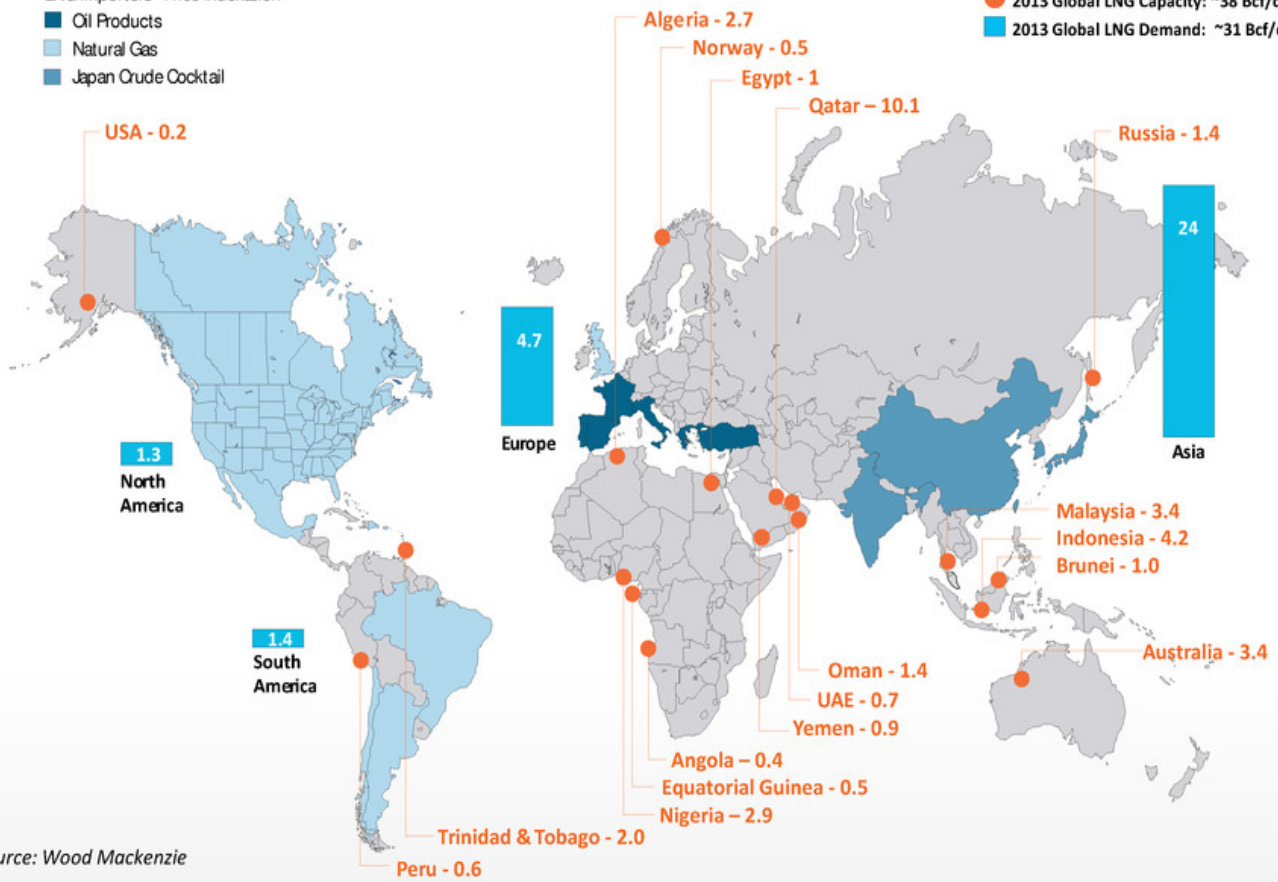
Source: Bechtel.

Global LNG Supply & Demand

LNG Importers - Price Indexation

- Oil Products
- Natural Gas
- Japan Crude Cocktail

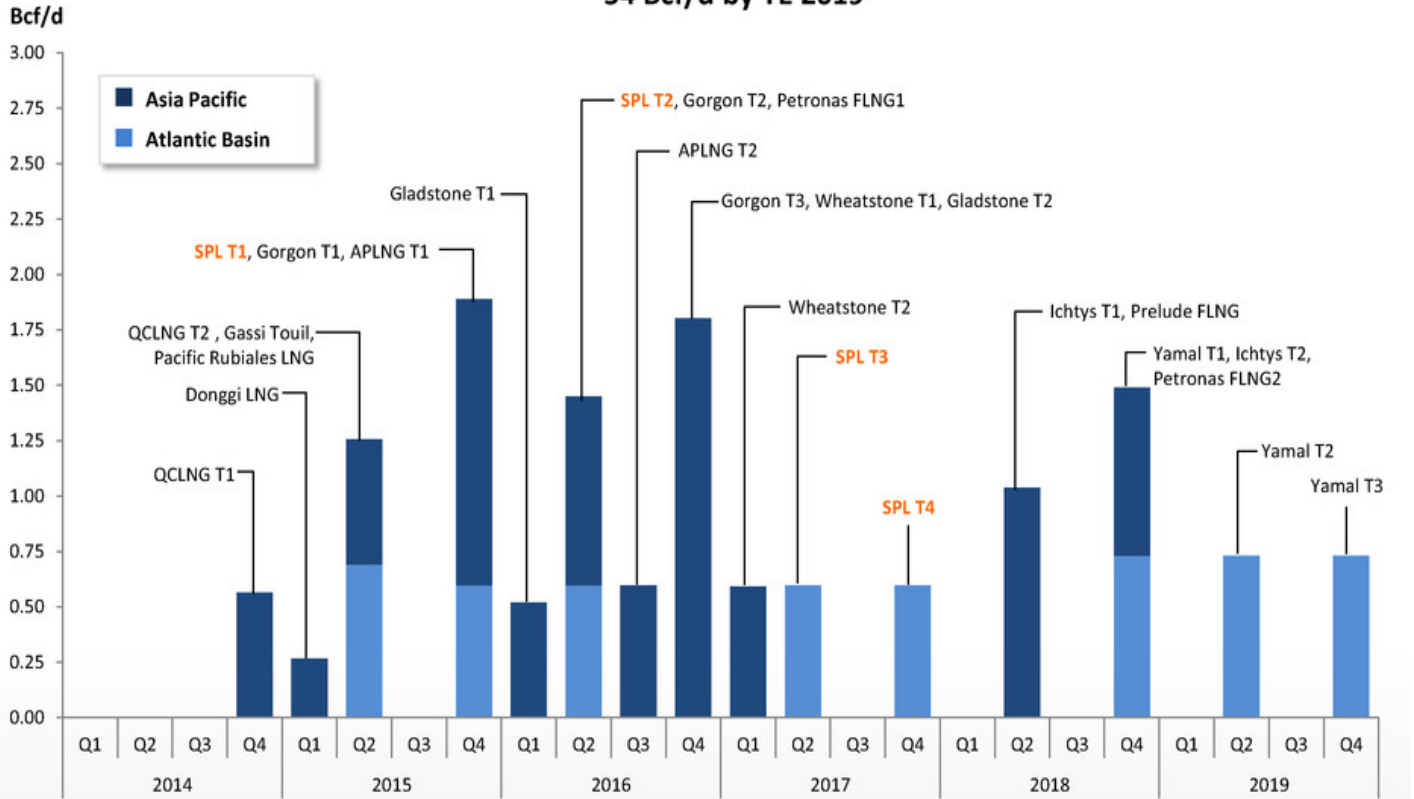
● 2013 Global LNG Capacity: ~38 Bcf/d
 ■ 2013 Global LNG Demand: ~31 Bcf/d



Source: Wood Mackenzie

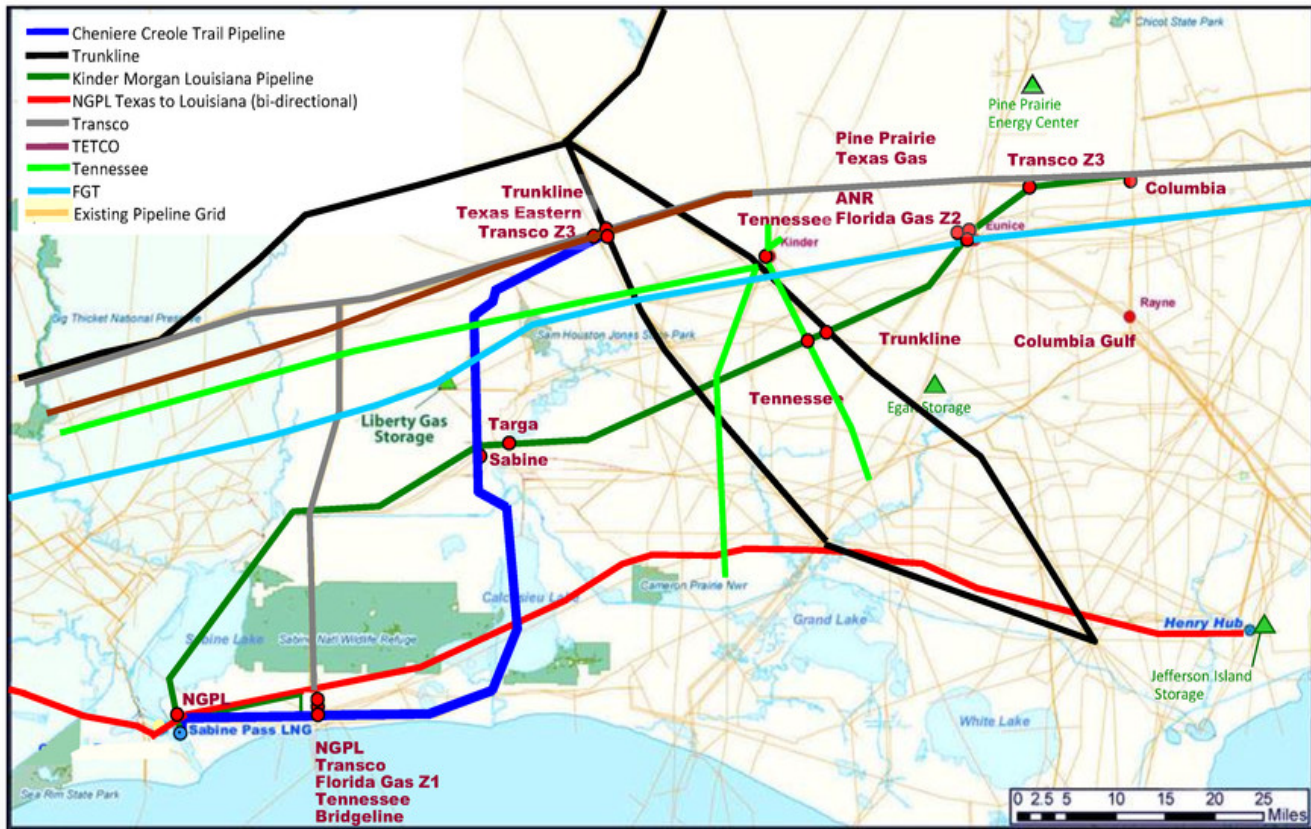
Firm Liquefaction Capacity Additions (Bcf/d)

Nameplate Liquefaction Capacity ~ 38 Bcf/d as of YE 2013
 ~ 54 Bcf/d by YE 2019

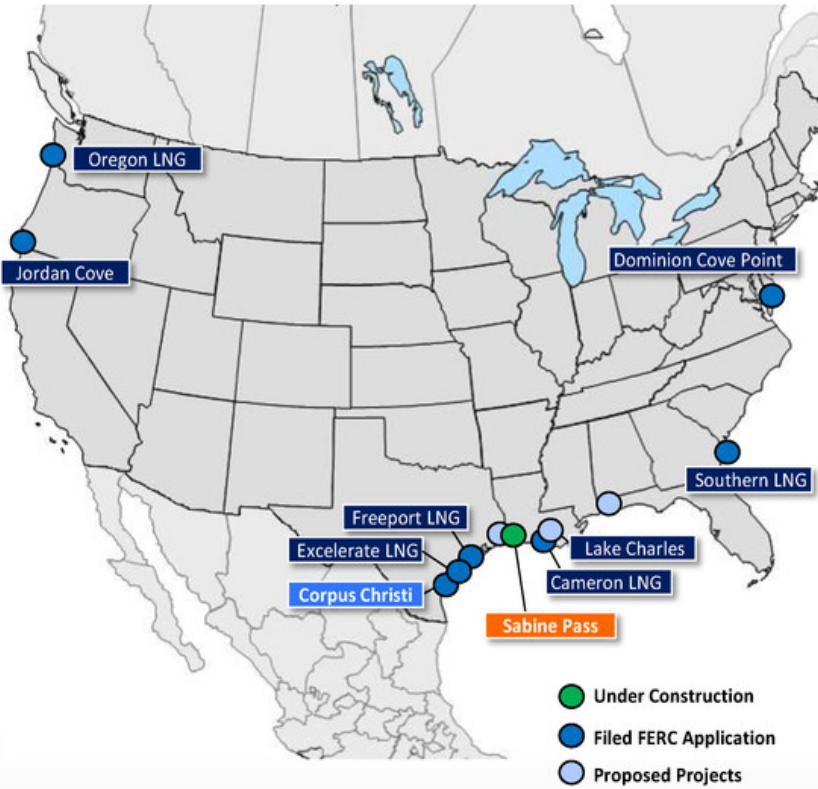


Source: Cheniere Research

Multiple Local Pipeline Interconnections Provide Several Options for Access to Natural Gas Supply



U.S. LNG Export Projects



Company	Quantity (Bcf/d)	DOE	FERC*	Contracts
Cheniere Sabine Pass T1 – T4	2.2	Fully permitted		Fully Subscribed
Freeport	1.8	FTA + NonFTA	A	T1-T3
Lake Charles	2.0	FTA + NonFTA	❖	Fully Subscribed
Dominion Cove Point	1.0	FTA + NonFTA	✓	Fully Subscribed
Cameron LNG	1.7	FTA + NonFTA	A	Fully Subscribed
Jordan Cove	1.2/0.8	FTA + NonFTA	✓	
Oregon LNG	1.25	FTA + NonFTA	❖	
Cheniere Corpus Christi	2.1	FTA	✓	Partially Subscribed
Cheniere Sabine Pass T5 – T6	1.3	FTA	✓	T5 Subscribed
Excelerate	1.3	FTA	❖	
Southern LNG	0.5	FTA	❖	Fully Subscribed
Magnolia LNG	0.5	FTA	❖	Partially Subscribed
Golden Pass LNG	2	FTA	❖	Fully Subscribed

Plus other proposed LNG export projects that have not filed a FERC application.

Source: Office of Oil and Gas Global Security and Supply, Office of Fossil Energy, U.S. Department of Energy; U.S. Federal Energy Regulatory Commission; Company releases

- Application filing = ❖
- FERC scheduling notice issued = ✓
- FERC Approved = A



Conversion of Class B and Subordinated Units

Class B Units:

- **Mandatory conversion:** within 90 days of the substantial completion of Train 3
- **Optional conversion by a Class B unitholder** may occur at any of the following times:
 - After 83 months from issuance of EPC notice to proceed
 - Prior to the record date for a quarter in which sufficient cash from operating surplus is generated to distribute \$0.425 to all outstanding common units and the common units to be issued upon conversion
 - Thirty (30) days prior to the mandatory conversion date
 - Within a 30-day period prior to a significant event or a dissolution

Subordinated Units:

- Subordinated units will convert into common units on a one-for-one basis, provided that there are no cumulative common unit arrearages, and either of the below distribution hurdles is met:
 - For three consecutive, non-overlapping four-quarter periods, the distribution paid from “Adjusted Operating Surplus”⁽¹⁾ to all outstanding units⁽²⁾ equals or exceeds \$0.425 per quarter
 - For four consecutive quarters, the distribution paid from “Contracted Adjusted Operating Surplus”⁽¹⁾ to all outstanding units⁽²⁾ equals or exceeds \$0.638 per quarter

(1) As defined in CQP's partnership agreement.

(2) Includes all outstanding common units (assuming conversion of all Class B units), subordinated units and any other outstanding units that are senior or equal in right of distribution to the subordinated units.

Pro Forma CQP Ownership

(in millions)	CEI	CQH ⁽³⁾	Blackstone	Public	Total
Common units ⁽¹⁾		12.0		45.1	57.1
Class B units ⁽¹⁾		45.3	100.0		145.3
Subordinated units ⁽¹⁾		135.4			135.4
General Partner @ 2%	6.9				6.9
	6.9	192.7	100.0	45.1	344.7
Percent of total (as of 12/31/13)	2%	55.9%	29.0%	13.1%	100.0%
Pro forma accretion YE2016	9.4	231.7	182.9	45.1	469.1
Percent of total (pro forma YE2016)	2%	49.4%	39.0%	9.6%	100.0%

- Current common unit annualized distribution expected to be \$1.70/unit ⁽²⁾
- Class B units accrete 3.5% quarterly until converted into common units

(1) Unit amounts are current units outstanding, including Blackstone's total investment of \$1.5B but excluding accretion of Class B Units.

(2) Currently, CQP is paying distributions on the common units and the applicable 2% distribution to the GP.

(3) CQH is a subsidiary of Cheniere, of which Cheniere owns ~84.5%.

Note: The above represents a summary of internal forecasts, are based on current assumptions and are subject to change. Actual performance may differ materially from, and there is no plan to update, the forecast. See "Forward Looking Statements" slide.



CHENIERE



Investor Relations Contacts

Randy Bhatia: Director, Finance and Investor Relations – (713) 375-5479, randy.bhatia@cheniere.com

Christina Burke: Manager, Investor Relations – (713) 375-5104, christina.burke@cheniere.com

